



SCANNERS and scanner accessories




Figure 1

TYPE 48PT1 MODEL 1000 — 2 ft. CABLE
TYPE 48PT1 MODEL 1003 — 8 ft. CABLE
TYPE 48PT1 MODEL 1007 — 4 ft. CABLE

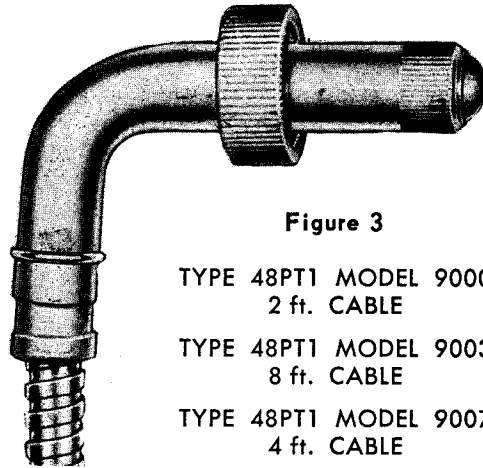


Figure 3

TYPE 48PT1 MODEL 9000
2 ft. CABLE
TYPE 48PT1 MODEL 9003
8 ft. CABLE
TYPE 48PT1 MODEL 9007
4 ft. CABLE

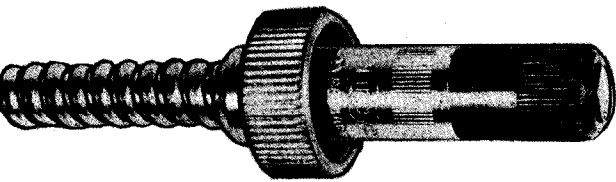


Figure 2

TYPE 48PT1 MODEL 1002 — 2 ft. CABLE
PLAIN LENS (NON-MAGNIFYING)

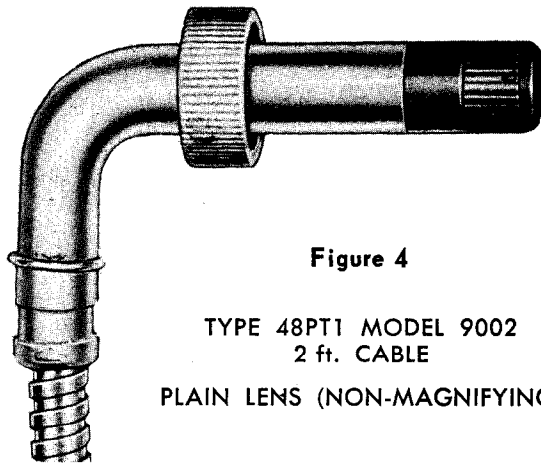


Figure 4

TYPE 48PT1 MODEL 9002
2 ft. CABLE
PLAIN LENS (NON-MAGNIFYING)

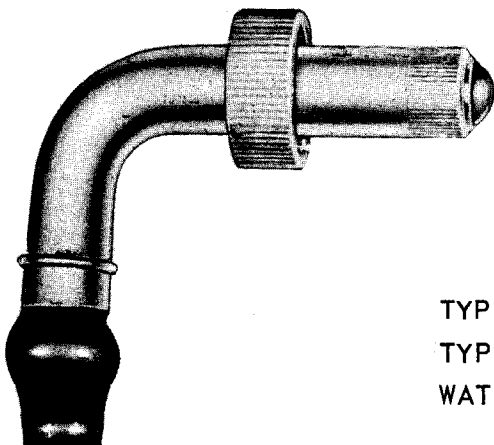




Figure 5

TYPE 48PT1 MODEL 9000W 2 ft. CABLE
TYPE 48PT1 MODEL 9007W 4 ft. CABLE
WATER, ACID, VAPOR RESISTING CABLE




INSULATOR
PART NO. 35-69

Figure 6



SWIVEL MOUNTING FLANGE
PART NO. 60-302

Figure 8




1/8

3/32

1/16

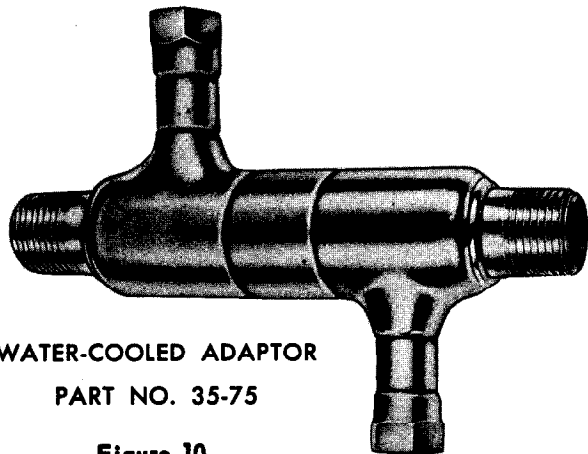
SET ORIFICE PLUGS
PART NO. 10-88

Figure 9



1/2" PIPE UNION WITH PYREX GLASS
PART NO. 60-801

Figure 7



WATER-COOLED ADAPTOR
PART NO. 35-75

Figure 10



COMBUSTION CONTROL DIVISION
ELECTRONICS CORPORATION OF AMERICA
One Memorial Drive, Cambridge 42, Mass.

IN CANADA: *Electronics Corporation of America (Canada) Ltd.*
104 Advance Road Toronto 18, Canada